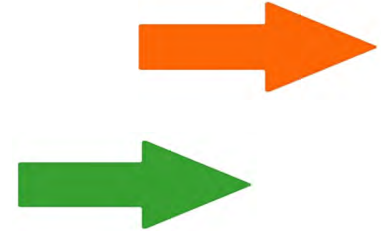


Appendix 1

For example purposes only.

- ❑ **Physical Barriers and Signage for Social Distancing**
 - ❑ **Signage and Physical Barriers**
 - ❑ **Graphics Signage for Classrooms, Offices
Corridors and Stairs**

Signage and Physical Barriers



Freestanding Divider on Casters



Reception L-Shaped Divider



Signage and Physical Barriers

RESTROOM SIGNAGE



COVID-19 SAFETY SIGNAGE



Graphic Signage for Classrooms, Offices, Corridors and Stairs

CLASSROOMS

Classrooms:

1. Dots / Feet: Spaced 6' apart, for centering chairs



Corridors & Stairs


1. Arrows indicating direction of travel
2. Lines indicating spacing
3. Directional arrows on walls when entering corridor



Graphic Signage for Classrooms, Offices, Corridors and Stairs

ROOM, DOOR & ELEVATOR GRAPHICS

PLEASE
PRACTICE
SOCIAL
DISTANCING



ONE
OCCUPANT
ONLY



PLEASE
REMEMBER

KEEP YOUR
WORK AREA
CLEAN

WASH YOUR
HANDS OFTEN

STAY HOME IF
YOU ARE SICK

Remember
to stay 6 feet
apart

We're encouraging
social distancing.





HOW TO PROTECT YOURSELF FROM COVID-19



ROOM
CLOSED

Graphic Signage for Classrooms, Offices, Corridors and Stairs

STAIRWAY DIRECTIONAL GRAPHICS



FLOOR DECALS

